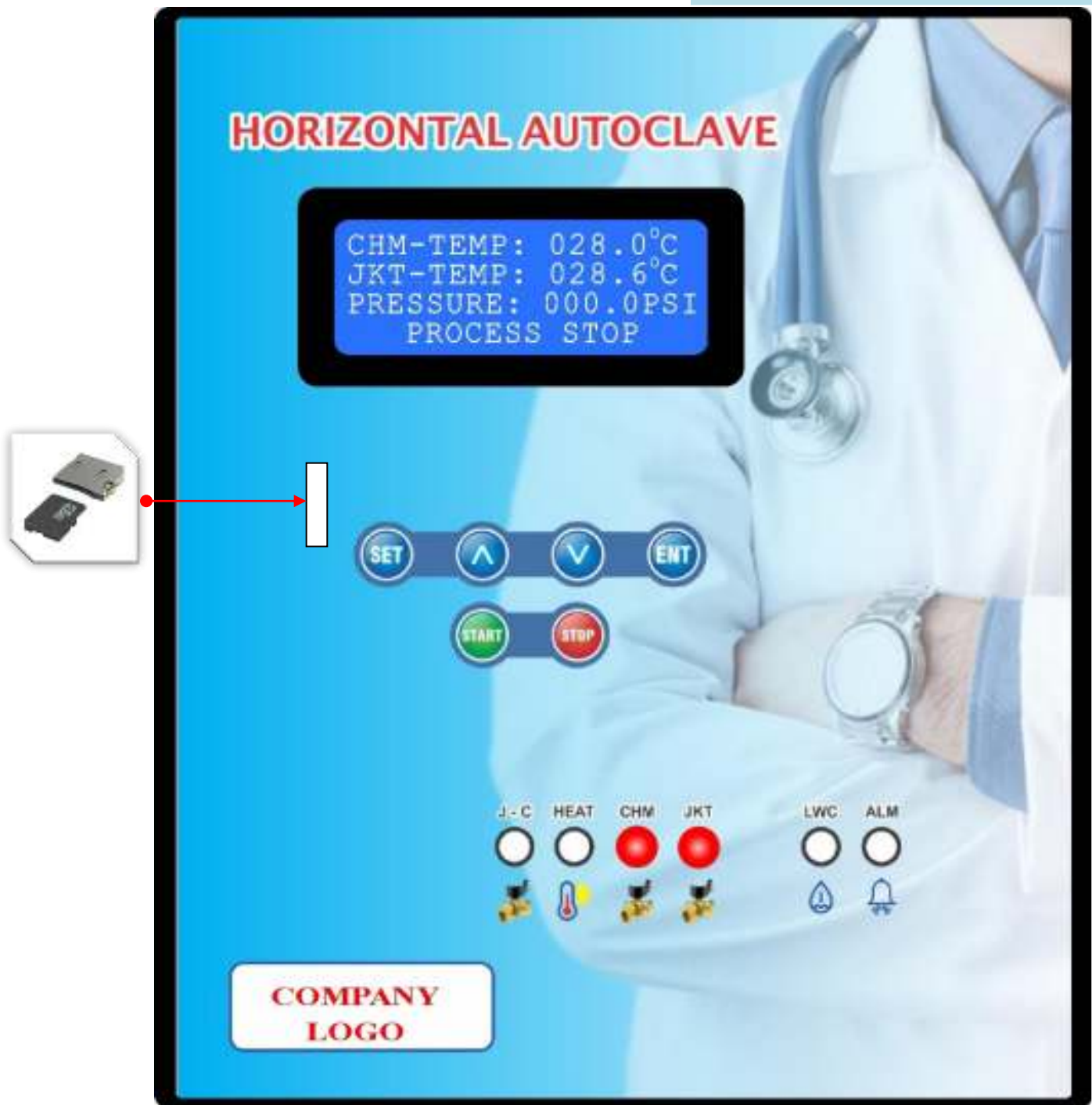


# Horizontal Autoclave Controller Triple Valve Printer & SD Card



**M/s SONICS CONTROL SYSTEMS**

310-311, 3<sup>RD</sup> Floor, Laxmi Tower, Azadpur Commercial Complex, New Delhi-110033.

Tel. +91-11-47884753, Ph. +91-9868254254, +91-8459001208

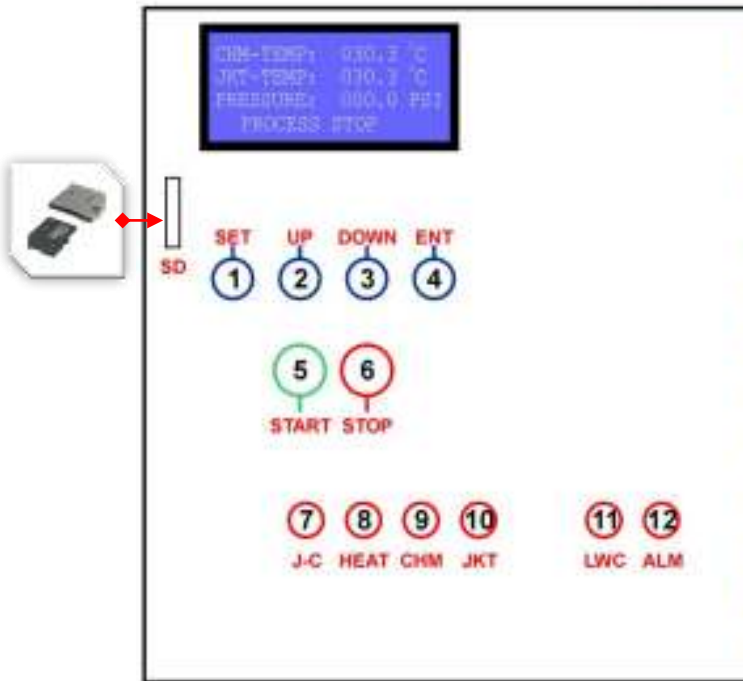
Email: -scs.shivaki@gmail.com, scs.shivaki@hotmail.com

[www.shivaki.in](http://www.shivaki.in)

## PCB TYPE

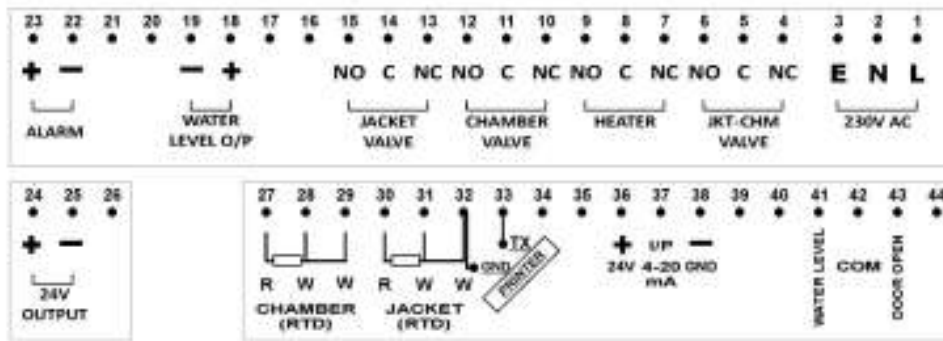
### KEY FEATURES

### FRONT PANEL



- 1 → Use This Key To SET All Parameters.
- 2 → Use This Key To Increase Value  
( Hold Down This Key To Speed Up The Increase. )
- 3 → Use This Key To Decrease Value  
( Hold Down This Key To Speed Up The Decrease. )
- 4 → Use This Key To Store Any Modification In Parameters
- 5 → Use This Key To START Process.
- 6 → Use This Key To Emergency STOP Process.
- 7 → Indicator Will ON, When JKT To CHM Release.
- 8 → Indicator Will ON, When Heating Output is ON.
- 9 → Indicator Will ON, When Chamber Output is ON.
- 10 → Indicator Will ON, When Jacket Output is ON.
- 11 → Indicator Will ON, When Water Cut. Output is ON.
- 12 → Indicator Will ON, When Alarm ON.

### BACK PANEL ( CONNECTION DIAGRAM )



### USER MANUAL

#### SPECIAL NOTES

- \*\*\* Press **(A)** & **(V)** Key For Increase & Decrease Any Parameters  
( Hold Down This Key to Speed UP The Increase & Decrease
- \*\*\* Press **(ENT)** For Store Any Modification in Parameters.
- \*\*\* Press **(A)** For NO & **(ENT)** For YES In Parameters
- \*\*\* Press **(START)** Button For Start Process
- \*\*\* Press **(STOP)** Button For Emergency STOP

CHM-TEMP: 030.3 °C  
JKT-TEMP: 030.3 °C  
PRESSURE: 000.0 PSI  
PROCESS STOP

PRESS **SET** KEY

SET CHAMBER TEMP  
121.0 °C

**SET  
CHAMBER TEMPERATURE**  
( 0.0 To 200.0 °C )

PRESS **SET** KEY

SET JACKET TEMP  
121.0 °C

**SET  
JACKET TEMPERATURE**  
( 0.0 To 200.0 °C )

PRESS **SET** KEY

STERILIZING TIME  
0002 MIN

**SET  
STERILIZING TIME**  
(01 To 9999 Minutes)

PRESS **SET** KEY

DRY TIME  
0002 MIN

**SET  
DRY TIME**  
(001 To 999 Minutes)

➡➡➡ Press **ENT** For Store Any Modification in Parameters.

➡➡➡ Press **SET** For Repeat Parameters.

PRESS **SET** KEY

PASSWORD : 00

SET  
PASSWORD  
(USE 25 IN PASSWORD)

PASSWORD : 25

PRESS **SET** KEY

CHAMBER  
PURGING START  
TEMP : 100.0°C

SET TEMPERATURE  
FOR START CHAMBER  
PURGING

PRESS **SET** KEY

CHAMBER  
PURGING STOP  
TEMP : 110.0°C

SET TEMPERATURE  
FOR STOP CHAMBER  
PURGING

PRESS **SET** KEY

JACKET  
PURGING START  
TEMP : 100.0°C

SET TEMPERATURE  
FOR START JACKET  
PURGING

PRESS **SET** KEY

JACKET  
PURGING STOP  
TEMP : 110.0°C

SET TEMPERATURE  
FOR STOP JACKET  
PURGING

PRESS **SET** KEY

JACKET  
PURGING TIME  
01 MIN

SET JACKET  
PURGING TIME  
(01 TO 99 MINUTES)

PRESS **SET** KEY

CYCLIC TIME  
0001 SEC

SET CYCLIC TIME  
(0000 TO 0099 SECOND)

PRESS **SET** KEY

NEXT CYCLE  
ENABLE

SET NEXT CYCLE  
ENABLE/DISABLE

PRESS **SET** KEY

CHAMBER  
CONTROL ACTION  
ON-OFF ACTION

SET CHAMBER  
CONTROL ACTION  
T/P OR ON-OFF

PRESS **SET** KEY

CHAMBER  
HYS : 0.5

SET CHAMBER  
HYSTERESIS  
For Chamber Transfer  
Control Valve,  
Relay On-off  
0.1 To 9.9

PRESS **SET** KEY

JACKET  
CONTROL ACTION  
ON-OFF ACTION

SET JACKET  
CONTROL ACTION  
T/P OR ON-OFF

PRESS **SET** KEY

JACKET  
HYS2 : 0.5

SET JACKET  
HYSTERESIS  
For Heater Relay On-off  
0.1 To 9.9

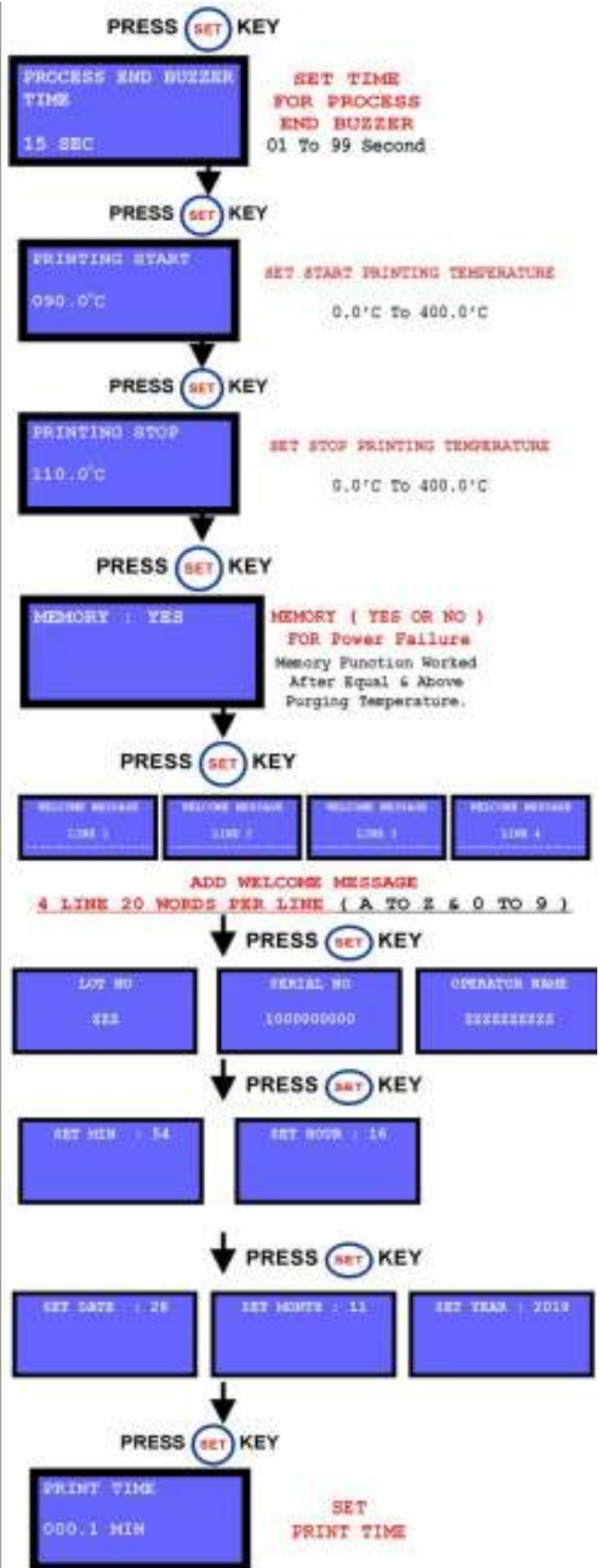
PRESS **SET** KEY

PRESSURE INPUT  
DISABLE

PRESSURE INPUT  
ENABLE / DISABLE

=> If Pressure Input Enable  
Pressure Display As per Pressure Sensor  
Required Pressure Sensor

=> If Pressure Input Disable  
Pressure Display As per Temperature



**M/s SONICS CONTROL SYSTEMS**  
310-311, 3<sup>RD</sup> Floor, Laxmi Tower, Azadpur Commercial Complex, New Delhi-110033.  
Tel.+91-11-47884753, Ph.+91-9868254254, +91-8459001208  
Email:-scs.shivaki@gmail.com, [scs.shivaki@hotmail.com](mailto:scs.shivaki@hotmail.com)